



Shire of Moora
34 Padbury Street
Moora WA 6510
T +61 (0) 8 9651 0000
www.moora.wa.gov.au

SHIRE OF MOORA

MONTHLY FINANCIAL REPORT

For the Period Ending 31 August 2024



RSM Australia Pty Ltd

Level 1, 12 Bayly Street Geraldton WA 6530

PO Box 61 Geraldton WA 6531

T +61(0) 8 9920 7400

F +61(0) 8 9920 7450

www.rsm.com.au

Compilation Report

To the Council

Shire of Moora

Scope

We have compiled the accompanying special purpose financial statements.

The specific purpose for which the special purpose financial report has been prepared is to provide information relating to the financial performance and financial position of the Shire that satisfies the information needs of the Council and the *Local Government Act 1995* and associated regulations.

The responsibility of the Shire

The Shire is solely responsible for the information contained in the special purpose financial report and have determined that the accounting policies used are consistent and are appropriate to satisfy the requirements of the Council and the *Local Government Act 1995* and associated regulations.

Our responsibility

On the basis of information provided by the Shire, we have compiled the accompanying special purpose financial statements in accordance with the significant accounting policies adopted as set out in Note 1 to the financial statements and APES 315: Compilation of Financial Information.

Our procedures use accounting expertise to collect, classify and summarise the financial information, which the Management provided, into a financial report. Our procedures do not include any verification or validation procedures. No audit or review has been performed and accordingly no assurance is expressed.

To the extent permitted by law, we do not accept liability for any loss or damage which any person, other than the Shire of Moora, may suffer arising from negligence on our part.

This report was prepared for the benefit of the Council of the Shire of Moora and the purpose identified above. We do not accept responsibility to any other person for the content of the report.

Travis Bate
Signed at GERALDTON

RSM Australia Pty Ltd
Chartered Accountants

Date 8th October 2024

THE POWER OF BEING UNDERSTOOD

AUDIT | TAX | CONSULTING

RSM Australia Pty Ltd is a member of the RSM network and trades as RSM. RSM is the trading name used by the members of the RSM network. Each member of the RSM network is an independent accounting and consulting firm which practices in its own right. The RSM network is not itself a separate legal entity in any jurisdiction.

RSM Australia Pty Ltd ACN 009 321 377 atf Birdanco Practice Trust ABN 65 319 382 479 trading as RSM

Liability limited by a scheme approved under Professional Standards Legislation

SHIRE OF MOORA
MONTHLY FINANCIAL REPORT
For the Period Ending 31 August 2024
CONTENTS PAGE

General

Compilation Report
 Contents Page
 Executive Summary

Note

Financial Statements

Statement of Comprehensive Income by Nature or Type
 Statement of Comprehensive Income by Program
 Statement of Financial Activity
 Statement of Financial Position

Notes to the Statement of Financial Activity

Significant Accounting Policies	Note 1
Explanation of Material Variances	Note 2
Net Current Funding Position	Note 3
Cash and Investments	Note 4
Trust Fund	Note 5
Receivables	Note 6
Cash Backed Reserves	Note 7
Capital Disposals	Note 8
Capital Acquisitions	Note 9
Rating Information	Note 10
Information on Borrowings	Note 11
Grants and Contributions	Note 12
Budget Amendments	Note 13

SHIRE OF MOORA
STATEMENT OF COMPREHENSIVE INCOME

For the Period Ending 31 August 2024

NATURE OR TYPE

	Note	Annual Budget \$	YTD Budget \$	YTD Actual \$	Var* \$	Var* %
Revenue						
Rates	10	5,135,129	5,135,129	5,120,420	(14,709)	(0%)
Grants, Subsidies and Contributions	12(a)	672,506	327,883	429,037	101,154	31%
Fees and Charges		3,096,607	1,685,665	1,733,205	47,540	3%
Interest Earnings		321,053	53,504	61,035	7,531	14%
Other Revenue		131,679	21,942	63,622	41,680	190%
Profit on Disposal of Assets	8	146,832	24,472	-	(24,472)	(100%)
		9,503,806	7,248,595	7,407,318		
Expenses						
Employee Costs		(4,350,646)	(747,329)	(814,998)	(67,669)	(9%)
Materials and Contracts		(3,489,879)	(600,410)	(512,326)	88,084	15%
Utility Charges		(461,511)	(76,852)	(28,024)	48,828	64%
Depreciation on Non-current Assets		(5,340,943)	(890,132)	(921,428)	(31,296)	(4%)
Finance Cost		(144,308)	(67,096)	(9,723)	57,373	86%
Insurance Expenses		(279,929)	(139,325)	(131,110)	8,215	6%
Other Expenditure		(383,390)	(65,986)	(69,688)	(3,702)	(6%)
		(14,450,605)	(2,587,130)	(2,487,296)		
Other Income and Expenses						
Capital Grants, Subsidies and Contributic	12(b)	6,858,429	1,142,782	117,017	(1,025,765)	(90%)
(Loss) on Disposal of Assets	8	(67,943)	(11,324)	(10,506)	818	7%
		6,790,486	1,131,458	106,511		
Net Result		1,843,686	5,792,924	5,026,533		

* - Note 2 provides an explanation for the relevant variances shown above.

This statement needs to be read in conjunction with the accompanying Financial Statements and Notes.

SHIRE OF MOORA
STATEMENT OF COMPREHENSIVE INCOME
For the Period Ending 31 August 2024
REPORTING PROGRAM

	Note	Annual Budget \$	YTD Budget \$	YTD Actual \$	Var* \$	Var* %
Revenue						
General Purpose Funding		5,833,871	5,280,156	5,304,164	24,008	0%
Governance		15,170	2,526	68	(2,458)	(97%)
Law, Order and Public Safety		258,798	177,516	162,629	(14,887)	(8%)
Health		7,741	1,288	2,523	1,235	96%
Education and Welfare		12,409	2,068	2,598	530	26%
Housing		139,760	23,292	29,021	5,729	25%
Community Amenities		1,704,826	1,319,349	1,359,878	40,529	3%
Recreation and Culture		135,882	22,630	93,497	70,867	313%
Transport		230,956	225,714	289,680	63,966	28%
Economic Services		789,225	131,528	120,256	(11,272)	(9%)
Other Property and Services		228,336	38,054	43,004	4,950	13%
		9,356,974	7,224,121	7,407,318		
Expenses						
General Purpose Funding		(709,695)	(161,318)	(100,697)	60,621	38%
Governance		(567,048)	(115,751)	(73,953)	41,798	36%
Law, Order and Public Safety		(958,755)	(184,009)	(158,372)	25,637	14%
Health		(203,051)	(33,822)	(27,664)	6,158	18%
Education and Welfare		(382,772)	(67,264)	(48,194)	19,070	28%
Housing		(195,477)	(35,789)	(16,790)	19,000	53%
Community Amenities		(2,200,032)	(368,908)	(350,224)	18,684	5%
Recreation and Culture		(2,982,933)	(524,896)	(503,615)	21,280	4%
Transport		(4,787,621)	(797,909)	(959,266)	(161,357)	(20%)
Economic Services		(1,400,086)	(236,075)	(230,522)	5,554	2%
Other Property and Services		(63,136)	(61,388)	(17,999)	43,390	71%
		(14,450,605)	(2,587,130)	(2,487,296)		
Other Income and Expenses						
Capital Grants, Subsidies and Contributions						
General Purpose Funding	12(b)	215,714	35,952	-	(35,952)	(100%)
Community Amenities	12(b)	450,000	74,998	-	(74,998)	(100%)
Recreation and Culture	12(b)	93,113	15,234	-	(15,234)	(100%)
Transport	12(b)	6,099,602	1,016,598	112,017	(904,581)	(89%)
Economic Services	12(b)	-	-	5,000	5,000	
Profit on Disposal of Assets	8	146,832	24,472	-	(24,472)	(100%)
(Loss) on Disposal of Assets	8	(67,943)	(11,324)	(10,506)	818	7%
		6,937,318	1,155,930	106,511		
		1,843,686	5,792,921	5,026,534		

* - Note 2 provides an explanation for the relevant variances shown above.

This statement needs to be read in conjunction with the accompanying Financial Statements and Notes.

SHIRE OF MOORA
STATEMENT OF FINANCIAL ACTIVITY
For the Period Ending 31 August 2024

Attachment 9.1.2

		Annual Budget	YTD Budget (a)	YTD Actual (b)	Var* (b) - (a) \$	Var* (b) - (a) / (a) %	Var
Note	\$	\$	\$	\$			
Revenue from Operating Activities							
	Rates	5,135,129	5,135,129	5,120,420	(14,709)	(0%)	▼
	Operating Grants, Subsidies and Contributions	672,506	327,883	429,037	101,154	31%	▲
	Fees and Charges	3,096,607	1,685,665	1,733,205	47,540	3%	▲
	Interest Earnings	321,053	53,504	61,035	7,531	14%	▲
	Other Revenue	131,679	21,942	63,622	41,680	190%	▲
	Profit on Disposal of Assets	146,832	24,472	-	(24,472)	(100%)	▼
		9,503,806	7,248,595	7,407,318			
Expenditure from Operating Activities							
	Employee Costs	(4,350,646)	(747,329)	(814,998)	(67,669)	(9%)	▼
	Materials and Contracts	(3,489,879)	(600,410)	(512,326)	88,084	15%	▲
	Utility Charges	(461,511)	(76,852)	(28,024)	48,828	64%	▲
	Depreciation on Non-current Assets	(5,340,943)	(890,132)	(921,428)	(31,296)	(4%)	▼
	Finance Cost	(144,308)	(67,096)	(9,723)	57,373	86%	▲
	Insurance Expenses	(279,929)	(139,325)	(131,110)	8,215	6%	▲
	Other Expenditure	(383,390)	(65,986)	(69,688)	(3,702)	(6%)	▼
	(Loss) on Disposal of Assets	(67,943)	(11,324)	(10,506)	818	7%	▲
		(14,518,548)	(2,598,453)	(2,497,802)			
Excluded Non-cash Operating Activities							
	Depreciation and Amortisation	5,340,943	890,132	921,428			
	(Profit) / Loss on Asset Disposal	(78,889)	(13,148)	10,506			
	Movement in Employee Provision Reserve	6,752	6,752	1,396			
	Movement in Asset Revaluation Reserve	-	-	-			
	Net Amount from Operating Activities	254,063	5,533,877	5,842,846			
Investing Activities							
Inflows from Investing Activities							
	Capital Grants, Subsidies and Contributions	12(b) 6,858,429	1,142,782	117,017	(1,025,765)	(90%)	▼
	Proceeds from Disposal of Assets	8 375,000	375,000	110,000	(265,000)	(71%)	▼
	Proceeds from financial assets at amortised cost - self supporting loans	11 4,630	772	-	(772)	(100%)	▼
		7,238,058	1,518,554	227,017			
Outflows from Investing Activities							
	Payments for Land and Buildings	9(a) (4,340,259)	(723,358)	(233,421)	489,937	68%	▲
	Payments for Plant and Equipment	9(b) (1,483,800)	(247,292)	(487,597)	(240,305)	(97%)	▼
	Payments for Furniture and Equipment	9(c) (33,000)	(5,498)	-	5,498	100%	▲
	Payments for Infrastructure Assets - Roads	9(d) (5,697,292)	(949,524)	(28,099)	921,425	97%	▲
	Payments for Infrastructure Assets - Other	9(e) (2,879,996)	(479,992)	(101,570)	378,423	79%	▲
	Payments for financial assets at amortised cost - self supporting loans	11 (4,630)	(772)	-	772	100%	▲
		(14,438,977)	(2,406,436)	(850,687)			
Non-cash Amounts Excluded from Investing Activities							
	Property, plant and equipment received for substantially less	9(a) -	-	-			
	Infrastructure received for substantially less than fair value	9(e) -	-	-			
	Non cash capital grants, subsidies and contributions	12(b) -	-	-			
		-	-	-			
	Net Amount attributable to investing activities	(7,200,919)	(887,882)	(623,670)			
Financing Activities							
Inflows from Financing Activities							
	Proceeds from Long Term Borrowing	11 -	-	-			
	Transfer from Reserves	7 2,307,181	384,530	-			
		2,307,181	384,530	-			
Outflows from Financing Activities							
	Repayment of Borrowings	11 (251,496)	(41,916)	(71,015)			
	Transfer to Reserves	7 (559,981)	(93,330)	(14,498)			
		(811,477)	(135,246)	(85,513)			
	Net Amount attributable to Financing Activities	1,495,705	249,284	(85,513)			
Movement in Surplus or Deficit							
Opening Funding Surplus / (Deficit)							
	Amount attributable to operating activities	3 5,493,154	5,493,154	4,690,877			
	Amount attributable to investing activities	254,063	5,533,877	5,842,846			
	Amount attributable to investing activities	(7,200,920)	(887,882)	(623,670)			
	Amount attributable to financing activities	1,495,704	249,284	(85,513)			
	Closing Surplus / (Deficit)	3 42,001	10,388,433	9,824,539			

* - Note 2 provides an explanation for the relevant variances shown above.

This statement needs to be read in conjunction with the accompanying Financial Statements and Notes.

SHIRE OF MOORA
STATEMENT OF FINANCIAL POSITION
For the Period Ending 31 August 2024

	2025	2024
	\$	\$
CURRENT ASSETS		
Cash and cash equivalents	12,890,844	10,713,467
Trade and other receivables	3,189,829	765,081
Inventories	333,590	324,509
Other assets	291,612	291,612
TOTAL CURRENT ASSETS	16,705,876	12,094,670
NON-CURRENT ASSETS		
Trade and other receivables	70,070	70,070
Other financial assets	5,670	5,670
Inventories	80,000	80,000
Investment in associate	115,154	115,154
Property, plant and equipment	36,159,813	35,800,867
Infrastructure	191,109,708	191,659,900
Investment property	711,000	711,000
TOTAL NON-CURRENT ASSETS	228,251,415	228,442,661
TOTAL ASSETS	244,957,290	240,537,331
CURRENT LIABILITIES		
Trade and other payables	283,078	818,638
Other liabilities	1,370,275	1,370,275
Borrowings	254,167	250,707
Employee related provisions	830,289	830,289
TOTAL CURRENT LIABILITIES	2,737,810	3,269,908
NON-CURRENT LIABILITIES		
Borrowings	3,099,532	3,174,008
Employee related provisions	67,466	67,466
TOTAL NON-CURRENT LIABILITIES	3,166,999	3,241,474
TOTAL LIABILITIES	5,904,809	6,511,383
NET ASSETS	239,052,482	234,025,948
EQUITY		
Retained surplus	103,972,987	98,960,951
Reserve accounts	4,313,213	4,298,716
Revaluation surplus	130,766,281	130,766,281
TOTAL EQUITY	239,052,482	234,025,948

SHIRE OF MOORA
NOTES TO THE STATEMENT OF FINANCIAL ACTIVITY
For the Period Ending 31 August 2024

1. SIGNIFICANT ACCOUNTING POLICIES

This report is prepared to meet the requirements of *Local Government (Financial Management) Regulations 1996 Regulation 34*.

The material variance adopted by the Shire of Moora for the 2024/25 year is 10,000 or 5%, whichever is greater. Items considered to be of material variance are disclosed in Note 2.

The statements and accompanying notes are prepared based on all transactions recorded at the time of preparation and may vary due to transactions being processed for the reporting period after the date of preparation. The preparation also requires management to make judgements, estimates and assumptions which effect the application of policies and the reported amounts in the statements and notes. These estimated figures are based on historical experience or other factors believed to be reasonable under the circumstances. Therefore, the actual results may differ from these reported amounts.

Actual and Budget comparatives are presented in year to date format unless otherwise stated.

Preparation

Prepared by: Travis Bate

Date prepared: 08 Oct 24

(a) Basis of Preparation

The following financial statements are special purpose financial statements that have been prepared in accordance with the Australian Accounting Standards, Authoritative Interpretations, the *Local Government Act 1995*, and regulations, within the context in which they relate to local governments and not-for-profit entities.

With the exception of the rate setting information, the following report has been prepared on an accrual basis with balances measured at historical cost unless subject to fair value adjustments. Items subject to fair value adjustments include certain non-current assets, financial assets, and financial liabilities. Items such as assets, liabilities, equity, income and expenses have been recognised in accordance with the definitions and recognition criteria set out in the Framework for the Preparation and Presentation of Financial Statements.

These financial statements comply with, and supersede, the Australian Accounting Standards with the *Local Government (Financial Management) Regulations 1996* where applicable. Further information is provided in Note 1(i).

The functional and presentation currency of the report is Australian dollars.

(b) The Local Government Reporting Entity

The Australian Accounting Standards define local government as a reporting entity which can be a single entity or a group comprising a parent and all its subsidiaries. All funds controlled by the Shire in order to provide its services have formed part of the following report. Transactions and balances related to these controlled funds, such as transfers to and from reserves, were eliminated during the preparation of the report.

Funds held in Trust, which are controlled but not owned by the Shire, do not form part of the financial statements. Further information on the Shire funds in Trust are provided in Note 5.

(c) Rounding of Amounts

The Shire is an entity to which the *Local Government (Financial Management) Regulations 1996* applies and, accordingly amounts in the financial report have been rounded to the dollar except for amounts shown as a rate in the dollar. Where total assets exceed \$10,000,000 in the prior audited annual financial report, the amounts may be rounded to the nearest \$1,000.

(d) Goods and Services Tax (GST)

Revenue, expenses and assets are recognised net of the amount of goods and services tax (GST), except where the amount of GST incurred is not recoverable from the Australian Taxation Office (ATO).

Receivables and payables are stated inclusive of GST receivable or payable. The net amount of GST recoverable from, or payable to, the ATO is included with receivables or payables in the statement of financial position.

SHIRE OF MOORA
NOTES TO THE STATEMENT OF FINANCIAL ACTIVITY
For the Period Ending 31 August 2024

1. SIGNIFICANT ACCOUNTING POLICIES (Continued)

(e) Superannuation

The Shire contributes to a number of superannuation funds on behalf of employees. All funds to which the Shire contributes are defined contribution plans.

(f) Cash and Cash Equivalents

Cash and cash equivalents normally include cash on hand, cash at bank, deposits on demand with banks, other short term highly liquid investments that are readily convertible to known amounts of cash and which are subject to an insignificant risk of changes in value and bank overdrafts. Bank overdrafts are shown as short term borrowings in current liabilities in Note 3 - Net Current Assets.

(g) Financial Assets at Amortised Cost

The Shire classifies financial assets at amortised cost if both of the following criteria are met:

- the asset is held within a business model whose objective is to collect the contractual cashflows, and
- the contractual terms give rise to cash flows that are solely payments of principal and interest.

(h) Inventories

General

Inventories are measured at the lower of cost and net realisable value. Net realisable value is the estimated selling price in the ordinary course of business less the estimated costs of completion and the estimated costs necessary to make the sale.

Land Held for Resale

Land held for development and sale is valued at the lower of cost and net realisable value. Cost includes the cost of acquisition, development, borrowing costs and holding costs until completion of development. Finance costs and holding charges incurred after development is completed are expensed. Gains and losses are recognised in profit or loss at the time of signing an unconditional contract of sale if significant risks and rewards, and effective control over the land, are passed on to the buyer at this point. Land held for sale is classified as current except where it is held as non-current based on Shire's intentions to release for sale.

(i) Trade and Other Receivables

Trade and other receivables include amounts due from ratepayers for unpaid rates and service charges and other amounts due from third parties for grants, contributions, reimbursements, and goods sold and services performed on the ordinary course of business.

Trade and other receivables are recognised initially at the amount of consideration that is unconditional, unless they contain significant financing components, when they are recognised at fair value.

Trade receivables are held with the objective to collect the contractual cashflows and therefore the Shire measures them subsequently at amortised cost using the effective interest rate method.

Due to the short term nature of current receivables, their carrying amount is considered to be the same as their fair value. Non-current receivables are indexed to inflation, any difference between the face value and fair value is considered immaterial.

The Shire applies the AASB 9 simplified approach to measuring expected credit losses using a lifetime expected credit loss allowance for all trade receivables. To measure the expected credit losses, rates receivables are separated from other trade receivables due to the difference in payment terms and security for rates receivable.

SHIRE OF MOORA
NOTES TO THE STATEMENT OF FINANCIAL ACTIVITY
For the Period Ending 31 August 2024

1. SIGNIFICANT ACCOUNTING POLICIES (Continued)

(j) Fixed Assets

Each class of fixed assets within either plant and equipment or infrastructure, is carried at cost or fair value as indicated less, where applicable, any accumulated depreciation and impairment losses.

Recognition of Assets

Assets for which the fair value as at the date of acquisition is under \$5,000 are not recognised as an asset in accordance with *Financial Management Regulation 17A (5)*. These assets are expensed immediately.

Where multiple individual low value assets are purchased together as part of a larger asset or collectively forming a larger asset exceeding the threshold, the individual assets are recognised as one asset and capitalised.

Gains and Losses on Disposal

Gains and losses on disposals are determined by comparing proceeds with the carrying amount. These gains and losses are included in profit or loss in the period which they arise.

(k) Depreciation of Non-current Assets

The depreciable amount of fixed assets included in buildings but excluding freehold land, are depreciated on a straight-line basis over the individual asset's useful life from the time the asset is held ready for use. Leasehold improvements are depreciated over the shorter of either the unexpired period of the lease or the estimated useful life of the improvements.

The assets residual values and useful lives are reviewed and adjusted if appropriate, at the end of each reporting period.

An asset's carrying amount is written down immediately to its recoverable amount if the asset's carrying amount is greater than its estimated recoverable amount.

Major depreciation periods used for each class of depreciable asset are:

Asset	Years
Buildings - non-specialised	50 years
Buildings - specialised	50 years
Furniture and equipment	4-10 years
Plant and equipment	5-10 years
Infrastructure - roads	20-80 years
Other infrastructure - Footpaths and Cycleways	50-80 years
Other infrastructure - Parks & Gardens	30-50 years
Other infrastructure - Drainage	20-80 years
Other infrastructure - Street Furniture & Lighting	10-60 years
Other infrastructure - Sewerage	80-100 years
Other infrastructure - Bridges	80-100 years

SHIRE OF MOORA
NOTES TO THE STATEMENT OF FINANCIAL ACTIVITY
For the Period Ending 31 August 2024

1. SIGNIFICANT ACCOUNTING POLICIES (Continued)

(l) Trade and Other Payables

Trade and other payables represent liabilities for goods and services provided to the Shire prior to the end of the financial year that are unpaid and arise when the Shire becomes obliged to make future payments in respect of the purchase of these goods and services. The amounts are unsecured, are recognised as a current liability and are normally paid within 30 days of recognition. The carrying amounts of trade and other payables are considered to be the same as their fair values, due to their short-term nature.

(m) Prepaid Rates

Prepaid rates are, until the taxable event has occurred (start of the next financial year), refundable at the request of the ratepayer. Rates received in advance are initially recognised as a financial liability. When the taxable event occurs, the financial liability is extinguished and the Shire recognises revenue for the prepaid rates that have not been refunded.

(n) Employee Benefits

Short-term employee benefits

Provision is made for the Shire's obligation for short-term employee benefits. Short term employee benefits are benefits (other than termination benefits) that are expected to be settled wholly before 12 months after the end of the annual reporting period in which the employees render the related service, including wages, salaries and sick leave. Short-term employee benefits are measured at the (undiscounted) amounts expected to be paid when the obligation is settled. The Shire's obligations for short-term employee benefits such as wages, salaries and sick leave are recognised as a part of current trade and other payables in the determination of the net current asset position. The Shire's obligations for employees' annual leave and long service leave entitlements are recognised as provisions in the determination of the net current asset position.

Other long-term employee benefits

Long-term employee benefits provisions are measured at the present value of the expected future payments to be made to employees. Expected future payments incorporate anticipated future wage and salary levels, durations of service and employee departures and are discounted at rates determined by reference to market yields at the end of the reporting period on government bonds that have maturity dates that approximate the terms of the obligations. Any remeasurements for changes in assumptions of obligations for other long-term employee benefits are recognised in profit or loss in the periods in which the changes occur.

The Shire's obligations for long-term employee benefits are presented as non-current provisions in the statement of financial position, except where the Shire does not have an unconditional right to defer settlement for at least 12 months after the end of the reporting period, in which case the obligations are presented as current provisions.

(o) Interest-bearing Loans and Borrowings

All loans and borrowings are initially recognised at the fair value of the consideration received less directly attributable transaction costs. Subsequent measurement is at amortised cost using the effective interest method. The annual government guarantee fee is expensed in the year incurred.

Borrowings are classified as current liabilities unless the Shire has an unconditional right to defer settlement of the liability for at least 12 months after the balance sheet date.

Borrowing Costs

The Shire has elected to recognise borrowing costs as an expense when incurred regardless of how the borrowings are applied. Fair values of borrowings are not materially different to their carrying amount, since the interest payable on those borrowings is either close to current market rates or the borrowings are of a short term nature. Borrowings fair values are based on the discounted cash flows using a current borrowing rate. They are classified as level 3 fair values in the fair value hierarchy due to the unobservable inputs, including own credit risk.

(p) Provisions

Provisions are recognised when the Shire has a present legal or constructive obligation, as a result of past events, for which it is probable that an outflow of economic benefits will result and that outflow can be reliably measured. Provisions are measure using the best estimate of the amounts required to settle the obligation at the end of the reporting period.

SHIRE OF MOORA
NOTES TO THE STATEMENT OF FINANCIAL ACTIVITY
For the Period Ending 31 August 2024

1. SIGNIFICANT ACCOUNTING POLICIES (Continued)

(q) Contract Liabilities

Contract liabilities represent the Shire's obligation to transfer goods or services to a customer for which the Shire has received consideration from the customer.

Contract liabilities represent obligations which are not yet satisfied. Contract liabilities are recognised as revenue when the performance obligations in the contract are satisfied.

(r) Current and Non-current Classification

The asset or liability is classified as current if it is expected to be settled within the next 12 months, being the Shire's operational cycle. In the case of liabilities where the Shire does not have the unconditional right to defer settlement beyond 12 months, such as vested long service leave, the liability is classified as current even if not expected to be settled within the next 12 months. Inventories held for trading are classified as current or non-current based on the Shire's intentions to release for sale.

(s) Nature or Type Classifications

Rates

All rates levied under the *Local Government Act 1995*. Includes general, differential, specific area rates, minimum rates, interim rates, back rates, ex-gratia rates, less discounts offered. Exclude administration fees, interest on instalments, interest on arrears and service charges and sewerage rates.

Grants, Subsidies and Contributions

All amounts received as grants, subsidies and contributions that are not capital grants.

Capital Grants, Subsidies and Contributions

Amounts received specifically for the acquisition, construction of new or the upgrading of non-current assets paid to a local government, irrespective of whether these amounts are received as capital grants, subsidies, contributions or donations.

Revenue from Contracts with Customers

Revenue from contracts with customers is recognised when the local government satisfies its performance obligations under the contract.

Profit on Asset Disposal

Gain on the disposal of assets including gains on the disposal of long term investments.

Fees and Charges

Revenues (other than service charges) from the use of facilities and charges made for local government services, sewerage rates, rentals, hire charges, fee for service, photocopying charges, licences, sale of goods or information, fines, penalties and administration fees.

Service Charges

Service charges imposed under *Division 6 of Part 6 of the Local Government Act 1995*. Regulation 54 of the *Local Government (Financial Management) Regulations 1996* identifies these as television and radio broadcasting, underground electricity and neighbourhood surveillance services and water. Exclude rubbish removal charges which should not be classified as a service charge. Interest and other items of a similar nature received from bank and investment accounts, interest on rate instalments, interest on rate arrears and interest on debtors.

SHIRE OF MOORA
NOTES TO THE STATEMENT OF FINANCIAL ACTIVITY
For the Period Ending 31 August 2024

1. SIGNIFICANT ACCOUNTING POLICIES (Continued)

(s) Nature or Type Classifications (Continued)

Interest Earnings

Interest and other items of a similar nature received from bank and investment accounts, interest on rate instalments, interest on rate arrears and interest on debtors.

Other Revenue / Income

Other revenue, which can not be classified under the above headings, includes dividends, discounts, rebates etc.

Employee Costs

All costs associate with the employment of person such as salaries, wages, allowances, benefits such as vehicle and housing,

Materials and Contracts

All expenditures on materials, supplies and contracts not classified under other headings. These include supply of goods and materials, legal expenses, consultancy, maintenance agreements, communication expenses (such as telephone and internet charges), advertising expenses, membership, periodicals, publications, hire expenses, rental, leases, postage and freight etc.

Utilities (Gas, Electricity, Water, etc.)

Expenditures made to the respective agencies for the provision of power, gas or water. Excludes expenditure incurred for the reinstatement of roadwork on behalf of these agencies.

Insurance

All insurance other than worker's compensation and health benefit insurance included as a cost of employment.

Loss on Asset Disposal

Loss on the disposal of fixed assets.

Depreciation on Non-current Assets

Depreciation and amortisation expenses raised on all classes of assets.

Finance Cost

Interest and other costs of finance paid, including costs of finance for loan debentures, overdraft accommodation and refinancing expenses.

Other Expenditure

Statutory fees, taxes, provision for bad debts, member's fees or levies including DFES levy and State taxes. Donations and subsidies made to community groups.

SHIRE OF MOORA
NOTES TO THE STATEMENT OF FINANCIAL ACTIVITY
For the Period Ending 31 August 2024

1. SIGNIFICANT ACCOUNTING POLICIES (Continued)

(t) Program Classifications (Function / Activity)

In order to discharge its responsibilities to the community, Council has developed a set of operational and financial objectives. These objectives have been established both on an overall basis, reflected by the Shire's Community Vision and for each of its broad activities/programs.

Objective	Activities
GOVERNANCE	
To provide a decision making process for the efficient allocation of scarce resources.	All aspects relating to elected members expenses incurred in governing the Council. Other costs relating to administration and assisting elected members and ratepayers on matters which do not concern specific Council services.
GENERAL PURPOSE FUNDING	
To collect revenue to allow for the provision of services.	Rates, general purpose government grants and interest revenue.
LAW, ORDER AND PUBLIC SAFETY	
To provide services to ensure a safer community.	Supervision and enforcement of various local laws relating to fire prevention and animal control. Provision of premises and support for State Emergency Services.
HEALTH	
To provide an operational framework for good community health.	Provision of child health care facilities, food control, pest control, podiatry services, provision of dental care surgery and premises and assistance to local medial practice.
EDUCATION AND WELFARE	
To meet the needs of the community in these areas.	Provision of premises and support for child care centre and play groups. Provision of services for youth and aged care.
HOUSING	
Help ensure adequate housing at a high standard.	Provision and maintenance of staff and rental housing.
COMMUNITY AMENITIES	
Provide services required by the community	Rubbish collection services and operation of tips. Town sewerage scheme, drainage works, litter control, cemetery administration and administration of the Town Planning Scheme.
RECREATION AND CULTURE	
To establish and manage efficiently infrastructure and resources which will help the social well being of the community.	Provision of swimming pool, public library, community halls, performing arts centre, recreation centre, parks and gardens, tennis courts, sporting pavilions and ovals.
TRANSPORT	
To provide effective and efficient transport services to the community.	Construction and maintenance of roads, streets, roads, bridges, cleaning and lighting of streets, depot maintenance and airstrip maintenance.
ECONOMIC SERVICES	
To help promote the Shire and improve its economic wellbeing.	The regulation and provision of tourism, area promotion, enterprise development, building control, noxious weeds, vermin control, standpipes and a lifestyle village.
OTHER PROPERTY AND SERVICES	
To provide effective and efficient administration, works operations and plant and fleet services.	Private works operations, plant repairs and operations costs.

SHIRE OF MOORA
NOTES TO THE STATEMENT OF FINANCIAL ACTIVITY
For the Period Ending 31 August 2024

1. SIGNIFICANT ACCOUNTING POLICIES (Continued)

(r) Revenue Recognition Policy

Recognition of revenue is dependant on the source of revenue and the associated terms and conditions associated with each source of revenue and recognised as follows:

Revenue Category	Nature of goods and services	When obligations typically satisfied	Payment terms	Returns / Refunds / Warranties	Timing of revenue recognition
Rates	General Rates.	Over time	Payment dates adopted by Council during the year.	None.	When rates notice is issued.
Grant contracts with customers	Community events, minor facilities, research, design, planning evaluation and services.	Over time	Fixed terms transfer of funds based on agreed milestones and reporting.	Contract obligation if project not complete.	Output method based on project milestones and/or completion date matched to performance obligations as inputs are shared.
Grants, subsidies or contributions for the construction of non-financial assets	Construction or acquisition of recognisable non-financial assets to be controlled by the local government.	Over time	Fixed terms transfer of funds based on agreed milestones and reporting.	Contract obligation if project not complete.	Output method based on project milestones and/or completion date matched to performance obligations as inputs are shared.
Grants with no contract commitments	General appropriations and contributions with no reciprocal commitment	No obligations	Not applicable.	Not applicable.	When assets are controlled.
Licences/ Registrations/ Approvals	Building, planning, development and animal management, having the same nature as a licence regardless of naming.	Single point in time	Full payment prior to issue.	None.	On payment and issue of the licence, registration or approval.
Pool inspections.	Compliance safety check.	Single point in time.	Equal proportion based on equal annual fee.	None.	After inspection complete based on a 4 year cycle.
Other inspections.	Regulatory Food, Health and Safety.	Single point in time.	Full payment prior to inspection.	None.	Revenue recognised after inspection event occurs.
Waste management collections.	Kerbside collection service.	Over time.	Payment on an annual basis in advance.	None.	Output method based on regular weekly and fortnightly period as proportionate to collection service
Waste management entry fees.	Waste treatment, recycling and disposal service at disposal sites.	Single point in time.	Payment in advance at gate or on normal trading terms if credit provided .	None.	On entry to facility .
Property hire and entry.	Use of halls and facilities.	Single point in time.	In full in advance.	Refund if event cancelled within 7 days.	On entry or at conclusion of hire.
Memberships.	Gym and pool membership.	Over time.	Payment in full in advance.	Refund for unused portion on application.	Output method over 12 months matched to access right.
Fees and charges for other goods and services.	Cemetery services, library fees, reinstatements and private works	Single point in time.	Payment in full in advance.	None.	Output method based on provision of service or completion of works.
Sale of stock.	Aviation fuel, kiosk and visitor centre stock	Single point in time.	In full in advance, on 15 day credit.	Refund for faulty goods.	Output method based on goods.
Commissions.	Commissions on licencing and ticket sales.	Over time.	Payment in full on sale.	None.	When assets are controlled.
Reimbursements.	Insurance claims.	Single point in time.	Payment in arrears for claimable event.	None.	When claim is agreed.

SHIRE OF MOORA
NOTES TO THE STATEMENT OF FINANCIAL ACTIVITY
For the Period Ending 31 August 2024

2. EXPLANATION OF MATERIAL VARIANCES

(a) Operating Revenues / Sources

	31 Aug 24		Budget to	Budget to	Var	Explanation
	YTD Actual	YTD Budget	Actual YTD	Actual YTD		
	\$	\$	%	\$		
	Favourable / (Unfavourable)					
Rates	5,120,420	5,135,129	(0%)	(14,709)	▼	Interim and back rates expected to realise throughout the year.
Grants, Subsidies and Contributions	429,037	327,883	31%	101,154	▲	Increased grants approved and received after adoption of budget. 1) MPAC operating grant of \$70k and increase in Main Roads Wheatbelt of \$64k. Detail of grants in note 12 (a).
Fees and Charges	1,733,205	1,685,665	3%	47,540	▲	Variation on some income lines due to timing of income, including some variation in sewerage and refuse charges between budgeted and actual final billing values.
Other Revenue	63,622	21,942	190%	41,680	▲	Variance mainly relates to sale of land recovered for previously written off rates.
Capital Grants, Subsidies and Contributions	117,017	1,142,782	(90%)	(1,025,765)	▼	Timing of budget profile, capital grants paid as projects are acquitted. Detailed breakdown on note 12 (b).
Profit on Disposal of Assets	-	24,472	(100%)	(24,472)	▼	Timing of budget with profit on disposal of assets.
Total Revenues	7,524,335	8,391,377	(10%)	(867,042)		

(b) (Expenses) / (Applications)

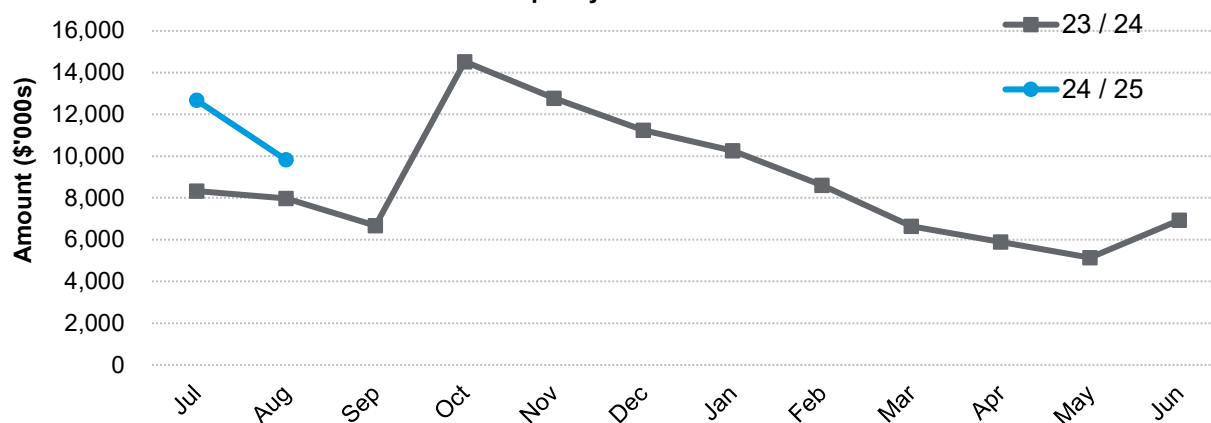
	31 Aug 24		Budget to	Budget to	Var	Explanation
	YTD Actual	YTD Budget	Actual YTD	Actual YTD		
	\$	\$	%	\$		
	Favourable / (Unfavourable)					
Employee Costs	(814,998)	(747,329)	(9%)	(67,669)	▼	Timing of fortnightly payments versus budget profile, July and August include five payment runs whereas budget is based on a monthly average of about 4 payment runs for the same YTD period.
Materials and Contracts	(512,326)	(600,410)	15%	88,084	▲	Variance mainly attributable to timing of actual expenditure versus budgeted values.
Utility Charges	(28,024)	(76,852)	64%	48,828	▲	Timing of budget profile as opposed to timing of actual invoices received from service providers.
Depreciation on Non-current Assets	(921,428)	(890,132)	(4%)	(31,296)	▼	Increased depreciation expense following update of 2024 balances.
Finance Cost	(9,723)	(67,096)	86%	57,373	▲	Accrual reversal on interest reducing actual expense, will normalise as the year progress.
Total Expenses	(2,497,802)	(2,598,453)	4%	99,833		

SHIRE OF MOORA
NOTES TO THE STATEMENT OF FINANCIAL ACTIVITY
For the Period Ending 31 August 2024

3. NET CURRENT FUNDING POSITION

	Note	Current Month 31 Aug 24 \$	Prior Year Closing 30 Jun 24 \$	This Time Last Year 31 Aug 23 \$
Current Assets				
Cash Unrestricted	4	8,480,130	6,317,251	8,603,787
Cash Restricted	4	4,410,714	4,396,217	2,353,860
Other Financial Assets		9,042	9,042	-
Other Current Assets		-	-	-
Receivables - Rates	6(a)	2,964,593	368,154	347,340
Receivables - Other	6(b)	157,810	287,071	3,057,209
Interest / ATO Receivable		103,714	141,594	(173,395)
Provision for Doubtful Debts		(36,288)	(36,288)	(42,489)
Accrued Income / Prepayments		-	4,550	21,362
Contract Assets		282,570	282,570	15,459
Inventories		333,590	324,509	31,458
Total Current Assets		16,705,876	12,094,670	14,214,591
Current Liabilities				
Payables		(188,884)	(575,347)	(481,680)
Revenue Received in Advance		(94,195)	(170,214)	-
Loan Liability		(254,167)	(323,784)	-
Contract Liabilities		(1,370,275)	(1,370,275)	(1,744,951)
Total Payables		(1,907,521)	(2,439,619)	(2,226,631)
Provisions		(830,289)	(830,289)	(762,181)
Total Current Liabilities		(2,737,810)	(3,269,908)	(2,988,813)
Less: Cash Reserves	7	(4,313,213)	(4,298,715)	(2,214,484)
Less: Financial assets at amortised cost - self supporting loans		(9,042)	(9,042)	-
Less: Land Held for Resale		(262,000)	(262,000)	-
Add: Loan Principal (Current)		315,094	311,635	-
Add: Employee Leave Reserve	7	125,634	124,238	117,010
Net Funding Position		9,824,539	4,690,877	9,128,304

Liquidity over the Year



SHIRE OF MOORA

NOTES TO THE STATEMENT OF FINANCIAL ACTIVITY

For the Period Ending 31 August 2024

4. CASH AND FINANCIAL ASSETS

	Unrestricted	Restricted	Trust	Total Amount	Institution
	\$	\$	\$	\$	
Cash and Cash Equivalents					
Cash on Hand	750			750	N/A
Municipal Fund	3,647,204			3,647,204	Westpac
Municipal Notice Saver	4,832,176			4,832,176	Westpac
Reserve Fund Cash Management Account		844,599		844,599	Westpac
Reserve Notice Saver Account		3,566,000		3,566,000	Westpac
Trust Fund Bank Account			115	115	Westpac
Total Cash and Financial Assets	8,480,130	4,410,599	115	12,890,844	

Comments / Notes

No Financial Assets held at reporting date

5. TRUST FUND

Funds held at balance date over which the Shire has no control, and which are not included in the statements, are as foll

Description	Opening Balance 01 Jul 24	Amount Received	Amount Paid	Closing Balance 31 Aug 24
	\$	\$	\$	\$
		-		-
Total Funds in Trust	-	-	-	-

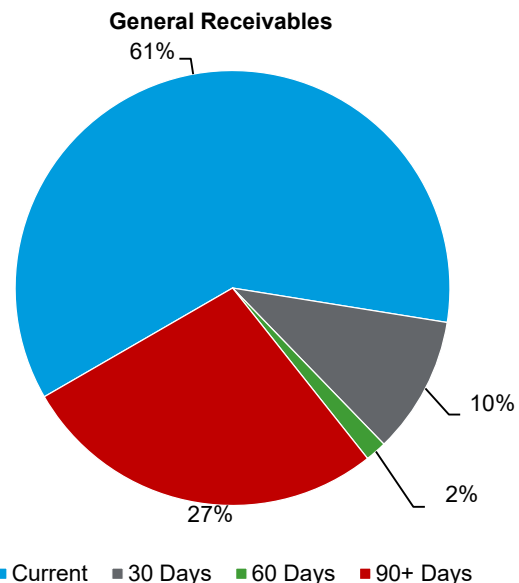
Comments / Notes

SHIRE OF MOORA
NOTES TO THE STATEMENT OF FINANCIAL ACTIVITY
For the Period Ending 31 August 2024

6. RECEIVABLES

(a) Rates Receivable	31 Aug 24
	\$
Rates Receivables	2,964,593
Rates Received in Advance	(94,195)
Total Rates Receivable Outstanding	<u>2,870,398</u>
Closing Balances - Prior Year	368,154
Rates levied this year	5,120,420
Sewerage Rates levied this year	702,025
ESL levied this year	160,851
Refuse and recycling levied this year	579,602
Service charges & interest levied this year	15,575
Closing Balances - Current Month	(2,870,398)
Total Rates Collected to Date	<u>4,076,229</u>
<i>Percentage Collected</i>	<i>74%</i>

(b) General Receivables	31 Aug 24
	\$
Current	96,054
30 Days	16,114
60 Days	2,511
90+ Days	43,131
Total General Receivables Outstanding	<u>157,810</u>



Comments / Notes

Amounts shown above include GST (where applicable)

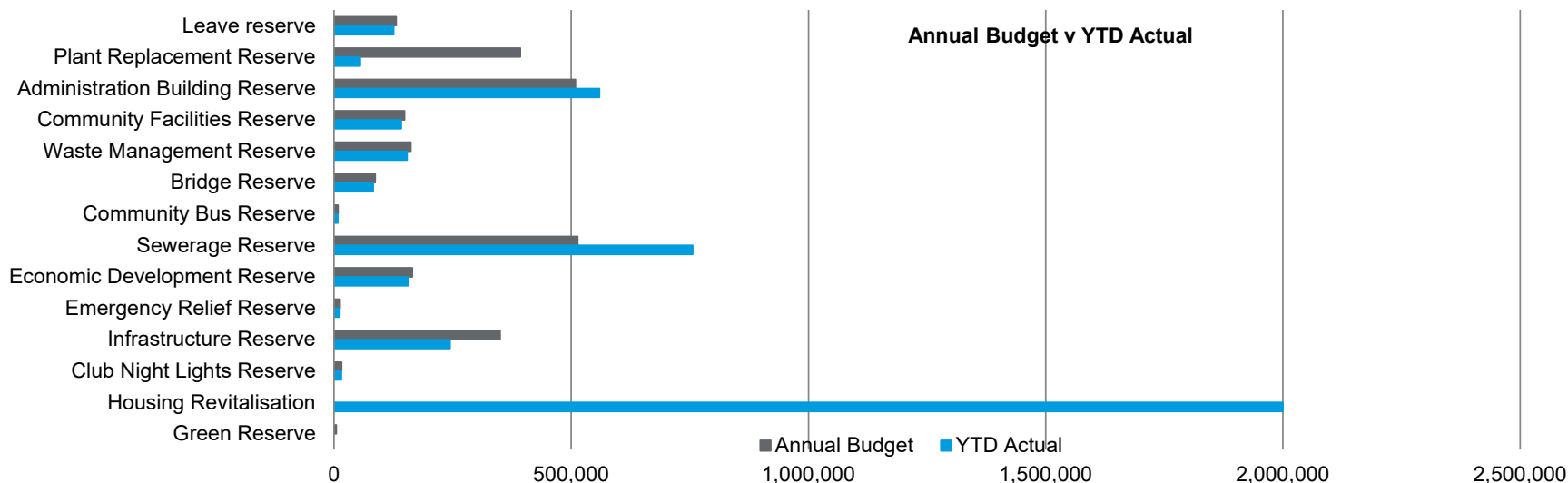
SHIRE OF MOORA

NOTES TO THE STATEMENT OF FINANCIAL ACTIVITY

For the Period Ending 31 August 2024

7. CASH BACKED RESERVES

Restricted by council:	Annual Budget				YTD Actual				Balance 31 Aug 24	
	Balance 01 Jul 24	Transfers from	Interest Received	Transfer to	Balance 01 Jul 24	Transfers from	Interest Received	Transfer to		
Reserve Name	\$	\$	\$	\$	\$	\$	\$	\$	\$	
Leave reserve	124,203	-	6,752	-	130,955	124,238	-	1,396	-	125,634
Plant Replacement Reserve	53,235	-	2,894	336,669	392,798	54,936	-	660	-	55,596
Administration Building Reserve	509,348	(28,182)	27,688	-	508,854	557,270	-	2,411	-	559,681
Community Facilities Reserve	141,108	-	7,671	-	148,779	141,374	-	607	-	141,981
Waste Management Reserve	153,555	-	8,347	-	161,902	153,573	-	661	-	154,234
Bridge Reserve	82,274	-	4,472	-	86,746	82,284	-	354	-	82,638
Community Bus Reserve	8,062	-	438	-	8,500	8,063	-	35	-	8,098
Sewerage Reserve	752,004	(279,000)	40,879	-	513,883	752,018	-	3,929	-	755,947
Economic Development Reserve	156,578	-	8,512	-	165,090	156,596	-	674	-	157,270
Emergency Relief Reserve	11,981	-	651	-	12,632	11,984	-	52	-	12,036
Infrastructure Reserve	241,026	-	13,102	96,071	350,199	241,026	-	3,652	-	244,678
Club Night Lights Reserve	15,341	-	835	-	16,176	15,353	-	67	-	15,420
Housing Revitalisation	2,000,000	(2,000,000)	-	-	-	2,000,000	-	-	-	2,000,000
Green Reserve	-	-	-	5,000	5,000	-	-	-	-	-
Total Cash Backed Reserves	4,248,715	(2,307,182)	122,240	437,740	2,501,513	4,298,715	-	14,498	-	4,313,213



SHIRE OF MOORA
NOTES TO THE STATEMENT OF FINANCIAL ACTIVITY
For the Period Ending 31 August 2024

8. DISPOSAL OF ASSETS

Annual Budget

	WDV	Proceeds	Profit	(Loss)
	\$	\$	\$	\$
Plant and Equipment				
Sell Trax (40185) & keep X-Trial (40208) - consolidate use	17,824	12,000		(5,824)
Replace 2015 Pump Truck P0026/105027	66,695	110,000	43,305	
Replace P1014 2019 cleaner's Ute / 126649	18,937	33,000	14,063	
Replace P1003 2017 cleaner's Ute / 115072	15,511	34,000	18,489	
Replace P0027 2015 building maintenance Ute / 120299	-	33,000	33,000	
Truck replacement, carry forward 23/24. Replace P0034/126642	31,167	48,000	16,833	
Replace 2015 excavator P00100/126611	122,119	60,000		(62,119)
Tandam axle dolly, replace aged dolly P0047/126615	1,774	5,000	3,226	
Replace 2014 skid steer loader/Bobcat P0094/120319	22,084	40,000	17,916	
Total Disposal of Assets	296,111	375,000	146,832	(67,943)
Total Profit or (Loss)				78,889

YTD Actual

		WDV	Proceeds	Profit	(Loss)
		\$	\$	\$	\$
Plant and Equipment	2013 Mack Granite 6x4 Rigid truck (120312)	120,506	110,000		(10,506)
Total Disposal of Assets		120,506	110,000		(10,506)
Total Profit or (Loss)		120,506	110,000		(10,506)

SHIRE OF MOORA
NOTES TO THE STATEMENT OF FINANCIAL ACTIVITY
For the Period Ending 31 August 2024

9. CAPITAL ACQUISITIONS

(a) Land and Buildings

	Annual Budget	YTD Budget	YTD Actual	YTD Variance
	\$	\$	\$	\$
Governance				
Administration & Cultural Centre	215,714	35,952	-	35,952
New carpet tiles for Admin building	28,182	4,696	-	4,696
Law, Order & Public Safety				
Shared SES Precinct & Volunteer Bushfirefighting & OH&S	250,000	41,666	-	41,666
Health				
Hydrotherapy Pool	20,909	3,484	-	3,484
Hydrotherapy Pool Remediation and Accessibility Project	350,000	58,332	-	58,332
Renewable Energy Installation - Hydrotherapy pool	50,000	8,332	-	8,332
Public Works				
Riley Road Depot - Shed	41,818	6,968	3,718	3,250
Education and Welfare				
Early Childhood Development Centre	2,000,000	333,332	228,921	104,411
Housing				
Housing Revitalisation - Acquire properties	-	-	-	-
Housing Project - Phase 1: 3x2 WACHS Staff residences	1,000,000	166,666	-	166,666
Community Amenities				
Cemetery Extensions	60,000	10,000	-	10,000
Recreation and Culture				
Moora Recreation Centre Renewal	80,000	13,332	-	13,332
MPAC - locks - access door control	28,182	5,529	-	5,529
MPAC - Lightining for garden area	10,000	833	-	833
Watheroo Pavilion Upgrade	45,455	7,574	782	6,792
Economic Services				
Caravan Park Buildings	20,000	3,332	-	3,332
Carnaby Place development	100,000	16,666	-	16,666
Lee Steere Street Development	20,000	3,332	-	3,332
Moora Lifestyle Village Development	20,000	3,332	-	3,332
Total Land and Buildings	4,340,259	723,358	233,421	489,937

SHIRE OF MOORA
NOTES TO THE STATEMENT OF FINANCIAL ACTIVITY
For the Period Ending 31 August 2024

9. CAPITAL ACQUISITIONS (Continued)

(b) Plant and Equipment

	Annual Budget	YTD Budget	YTD Actual	YTD Variance
	\$	\$	\$	\$
Emergency Services Vehicle	-	-	73,119	(73,119)
Replacement Sewerage Pumps and Equipment	124,000	20,664	-	20,664
Transport				
6x4 Tip Truck	294,800	49,132	378,400	(329,268)
Replace 2015 excavator P00100/126611	290,000	48,332	-	48,332
Replace 2015 Pump Truck P0026/105027	435,000	72,500	-	72,500
Replace P0027 2015 building maintenance Ute / 120299	55,000	9,167	-	9,167
Replace P1003 2017 cleaner's Ute / 115072	55,000	9,167	-	9,167
Replace P1014 2019 cleaner's Ute / 126649	55,000	9,167	-	9,167
Skid Steer Loader / Bobcat and Mulcher	140,000	23,332	-	23,332
Tandam axle dolly, replace aged dolly P0047/126615	35,000	5,832	36,078	(30,246)
Total Plant and Equipment	1,483,800	247,292	487,597	(240,305)

(c) Furniture and Equipment

	Annual Budget	YTD Budget	YTD Actual	YTD Variance
	\$	\$	\$	\$
Governance				
Purchase Computing Equipment	20,000	3,332	-	3,332
Recreation & Culture				
MPAC - Replace under bench bar fridge	5,000	1,499	-	1,499
MPAC - Replace oven	8,000	667	-	667
Total Furniture and Equipment	33,000	5,498	-	5,498

SHIRE OF MOORA
NOTES TO THE STATEMENT OF FINANCIAL ACTIVITY
For the Period Ending 31 August 2024

9. CAPITAL ACQUISITIONS (Continued)

(d) Infrastructure - Roads & Footpaths

	Annual Budget	YTD Budget	YTD Actual	YTD Variance
	\$	\$	\$	\$
Transport				
<i>Road Construction - Regional Road Group</i>				
Watheroo - Miling Road Widen & Seal	612,501	102,080	771	101,309
<i>Road Construction - Roads To Recovery</i>				
	664,013	110,666		110,666
<i>Road Construction - Town Streets</i>				
Dandaragan Street Parking	107,000	17,832	-	17,832
<i>Road Construction - Rural Bitumen Roads</i>				
RTR - Miling West Road - Widen & Reconstruct Bitumen	540,000	89,996	591	89,405
<i>Roads Construction - Wheatbelt Secondary Freight Route</i>				
WSFN - Carot Well Rd - Development - Survey, design	63,011	10,498	-	10,498
WSFN - Carot Well Rd - Construction - Survey, design,	2,159,885	359,978	26,737	333,241
WSFN - Watheroo West Road - Construction (SLK0.00	1,035,184	172,528	-	172,528
WSFN - Watheroo West Road - Development (SLK0.00	515,698	85,946	-	85,946
Total Infrastructure - Roads	5,697,292	949,524	28,099	921,425

SHIRE OF MOORA
NOTES TO THE STATEMENT OF FINANCIAL ACTIVITY
For the Period Ending 31 August 2024

9. CAPITAL ACQUISITIONS (Continued)

(e) Other Infrastructure

	Annual Budget	YTD Budget	YTD Actual	YTD Variance
	\$	\$	\$	\$
Community Amenities				
Moora Sewerage System Upgrade	255,000	42,498	-	42,498
Weir, Wetlands, Pumps & Pipes - Phase 1 (LRCl 3)	350,000	58,332	-	58,332
Recreation and Culture				
Moora Swimming Pool Improvements	452,944	75,490	2,700	72,790
Moora Recreation Centre - Coolroom replacement	24,000	4,000	9,455	(5,455)
Moora Netball Courts Upgrade	45,000	7,500	-	7,500
Moora Tennis Club - Infrastructure	-	-	2,475	(2,475)
Transport				
Moora Airstrip	1,503,052	250,508	2,255	248,254
<i>Footpath Construction</i>				
Footpath Construction - Various	110,000	18,332	84,685	(66,353)
Caravan Park Infrastructure	140,000	23,332	-	23,332
Total Infrastructure - Other	2,879,996	479,992	101,570	378,423
Total Capital Expenditure	14,434,347	2,405,664	850,687	1,554,977

SHIRE OF MOORA

NOTES TO THE STATEMENT OF FINANCIAL ACTIVITY

For the Period Ending 31 August 2024

10. RATING INFORMATION

	Basis of valuation	Rateable Value \$	Rate in \$ \$	Number of Properties #	Annual Budget Revenue \$	Rate Revenue \$	Interim Rates CY \$	Interim Rates PY \$	YTD Actual Revenue \$
General Rates									
GRV Residential - Moora Townsite	Gross rental valuation	10,433,347	0.098395	644	1,026,589	1,027,531	-	-	1,027,531
GRV Commercial/Industrial - Moora Townsite	Gross rental valuation	3,026,666	0.098395	79	297,809	297,809	-	-	297,809
GRV Residential - Other Townsite	Gross rental valuation	427,338	0.098395	41	42,048	42,048	1,660	-	43,708
GRV Commercial/Industrial - Other Townsite	Gross rental valuation	105,497	0.098395	5	10,380	9,439	-	-	9,439
UV Rural	Unimproved valuation	635,082,045	0.005393	329	3,424,997	3,424,997	-	-	3,424,997
UV Urban Farmland	Unimproved valuation	2,544,001	0.005393	12	13,720	13,720	-	-	13,720
UV Mining	Unimproved valuation	0	0.005393	0	-	-	-	-	-
Total General Rates		651,618,894		1,110	4,815,544	4,815,544	1,660	-	4,817,204
Minimum Rates									
			Minimum \$						
GRV Residential - Moora Townsite	Gross rental valuation	117,388	830	67	55,610	55,610	-	-	55,610
GRV Commercial/Industrial - Moora Townsite	Gross rental valuation	55,231	830	22	18,260	18,260	-	-	18,260
GRV Residential - Other Townsite	Gross rental valuation	326,355	830	80	66,400	66,400	-	-	66,400
GRV Commercial/Industrial - Other Townsite	Gross rental valuation	28,712	830	7	5,810	5,810	-	-	5,810
UV Rural	Unimproved valuation	5,364,755	830	70	58,100	58,100	-	-	58,100
UV Urban Farmland	Unimproved valuation	5,852,099	830	60	49,800	49,800	-	-	49,800
UV Mining	Unimproved valuation	385,532	830	37	30,710	30,710	-	(560)	30,150
Total Minimum Rates		12,130,072		343	284,690	284,690	-	(560)	284,130
Total General and Minimum Rates					5,100,234	5,100,234	1,660	(560)	5,101,334
Other Rate Revenue									
Other Rate Revenue					-	-			-
Interim and Back Rates					18,000	18,000			-
Ex Gratia rates - CBH					29,495	29,495			29,495
					47,495	47,495			29,495
Other Rate Revenue									
Discounts					(600)	(600)			(10,408)
Waivers or Concessions					(12,000)	(12,000)			(10,408)
Total Rate Revenue					5,135,129	5,135,129			5,120,421

SHIRE OF MOORA
NOTES TO THE STATEMENT OF FINANCIAL ACTIVITY
For the Period Ending 31 August 2024

11. INFORMATION ON BORROWINGS

(a) Debenture Repayments

Purpose	Loan Number	Institution	Interest Rate	Opening Balance 01 Jul 24 \$	New Loans		Principal Repayments		Principal Outstanding		Finance Cost Repayments	
					YTD Actual \$	Annual Budget \$	YTD Actual \$	Annual Budget \$	YTD Actual \$	Annual Budget \$	YTD Actual \$	Annual Budget \$
Industrial Lots	325	WATC	2.60%	90,684	-	-	-	(45,928)	90,684	44,756	19	(898)
Doctor's House	326	WATC	2.60%	44,236	-	-	-	(22,404)	44,236	21,832	9	(438)
Hydrotherapy Pool	327	WATC	3.43%	345,468	-	-	-	(32,420)	345,468	313,048	2,266	(10,499)
Housing Revitalisation	328	WATC	4.82%	2,930,655	-	-	(71,015)	(150,744)	2,859,640	2,779,911	(12,018)	(132,400)
				3,411,043	-	-	(71,015)	(251,495)	3,340,028	3,159,547	(9,723)	(144,234)
Self Supporting Loans												
Bowling Club SS	324	WATC	3.20%	13,672	-	-	-	(4,630)	13,672	9,042	-	(74)
				13,672	-	-	-	(4,630)	13,672	9,042	-	(74)
Total Repayments				3,424,715	-	-	(71,015)	(256,125)	3,353,700	3,168,590	(9,723)	(144,308)

SHIRE OF MOORA
NOTES TO THE STATEMENT OF FINANCIAL ACTIVITY
For the Period Ending 31 August 2024

12. GRANTS, SUBSIDIES AND CONTRIBUTIONS

(a) Grants, Subsidies and Contributions

Program / Details	Grant Provider	Annual Budget \$	YTD Budget \$	YTD Actual \$
General Purpose Funding				
Grants Commission Grant Needs	Government of WA	181,692	45,423	46,337
Grants Commission Road Formula	Government of WA	161,249	40,312	23,020
Law, Order and Public Safety				
Grant (DFES) Operating - Fire Brigades	DFES	68,130	11,354	-
Grant (DFES) Operating - SES	DFES	13,740	2,290	-
Emergency Services Levy Administration Payment	DFES	4,240	706	-
Recreation And Culture				
Grant - Library Material		12,500	2,082	-
MPAC - Operating Grant Income	DLGSC	-	-	70,000
Transport				
Direct Grants - Maintenance	MRWA	224,670	224,670	289,589
Street Lighting Subsidy		6,286	1,046	-
Contribution - Crossovers		-	-	91
Total Operating Grants, Subsidies and Contributions		672,506	327,883	429,037

(b) Capital Grants, Subsidies and Contributions

Program / Details	Grant Provider	Annual Budget \$	YTD Budget \$	YTD Actual \$
General Purpose Funding				
LCRI Capital Grant Funds - Administration		215,714	35,952	-
Community Amenities				
Sewerage - Capital Grants	DWER	100,000	16,666	-
Weir, Wetlands, Pumps & Pipes – Phase 1	LRCI Stage 3	350,000	58,332	-
Recreation and Culture				
Community Contribution - Mens Shed		1,700	-	-
Swimming Pool Capital Grants		91,413	15,234	-
Transport				
Regional Road Grants		245,356	40,892	98,142
Roads to Recovery		829,013	138,168	-
Airstrip Non-Operating Grant	LRCI / DISER / DOT WA	1,503,052	250,508	-
Wheatbelt Secondary Freight		3,522,181	587,030	13,875
Economic Services				
Grant Funding - Capital Projects		-	-	5,000
Total Non-Operating Grants, Subsidies and Contributions		6,858,429	1,142,782	117,017
Total Grants, Subsidies and Contributions		7,530,935	1,470,665	546,054